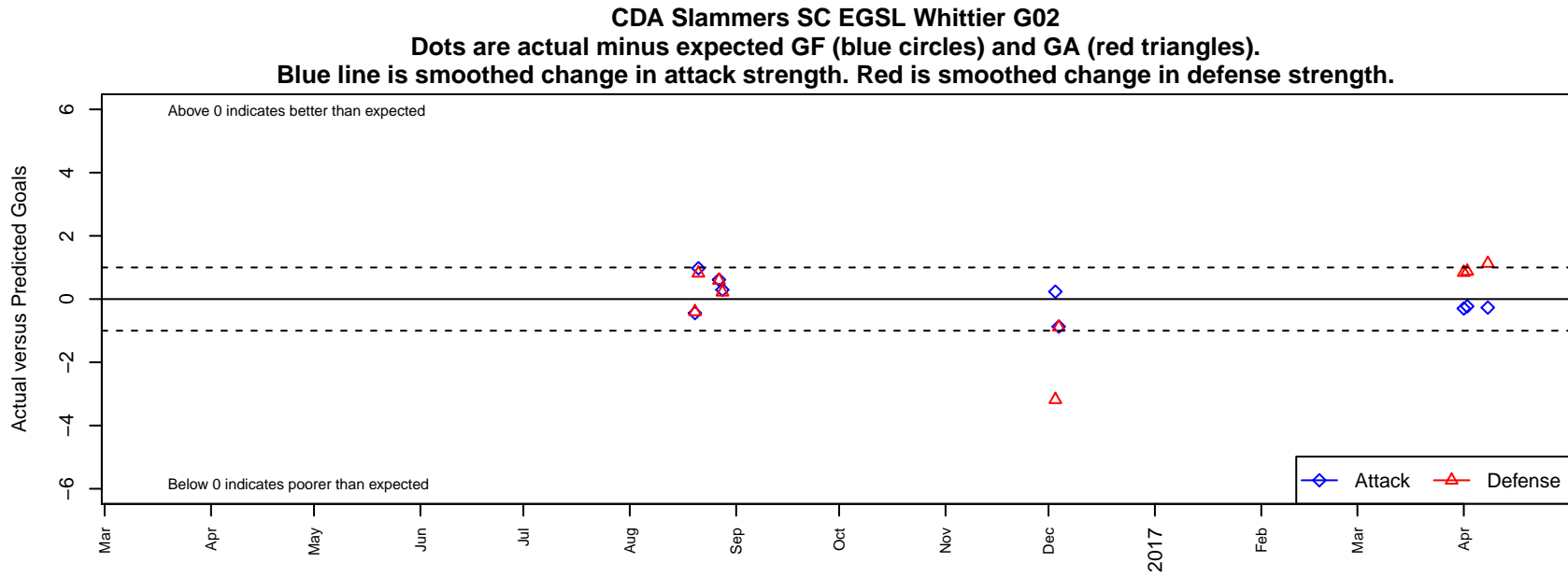


CDA Slammers SC EGSL Whittier G02

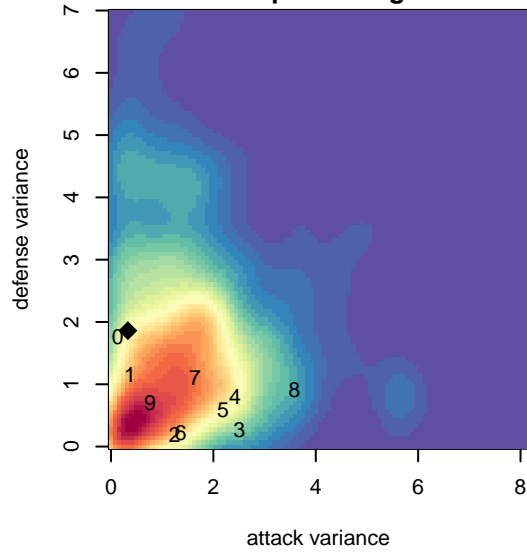
, CAS
 G02 total strength=1704
 attack=16.76 defense=31.43
 notes= Whittier 2016

alt names used:
 CDA Slammers FC Whittier EGSL G02
 CDA Slammers FC Whittier EGSL G02Disquali

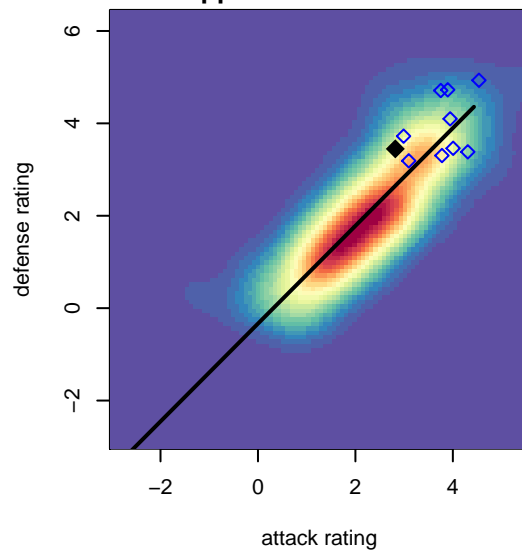
Venues played:
 2016 FWRL CAS G02



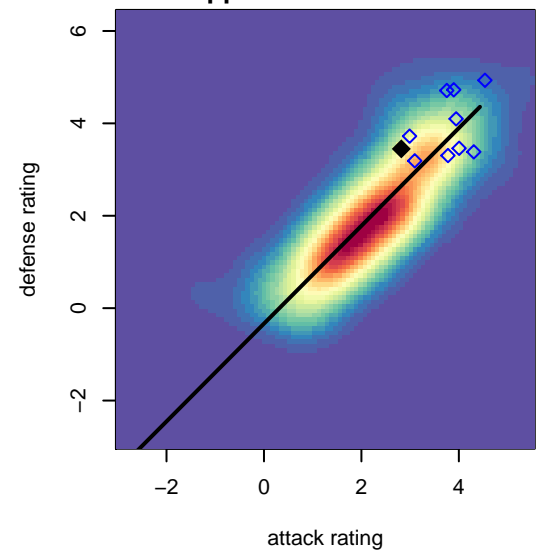
**attack and defense variance (black dot)
relative to other teams
and top 10 in region**



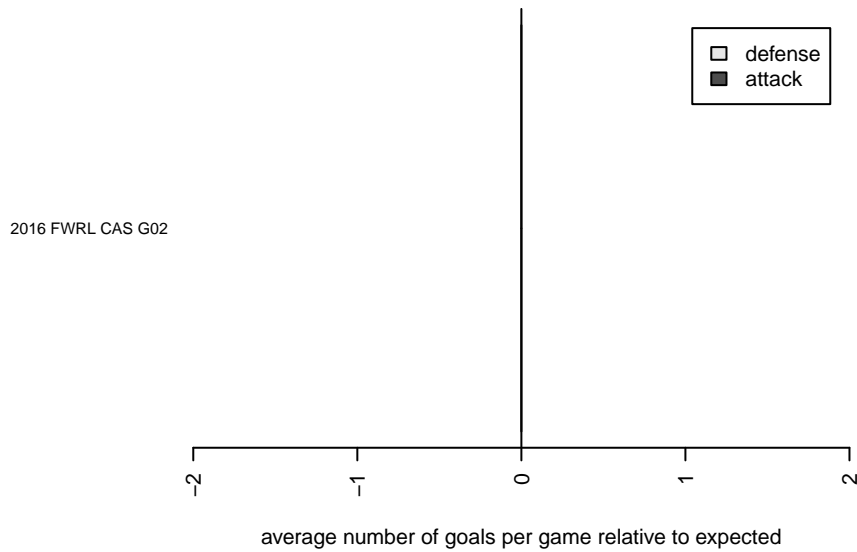
**attack and defense rating
relative to others at age
and all opponents in last 13 months**



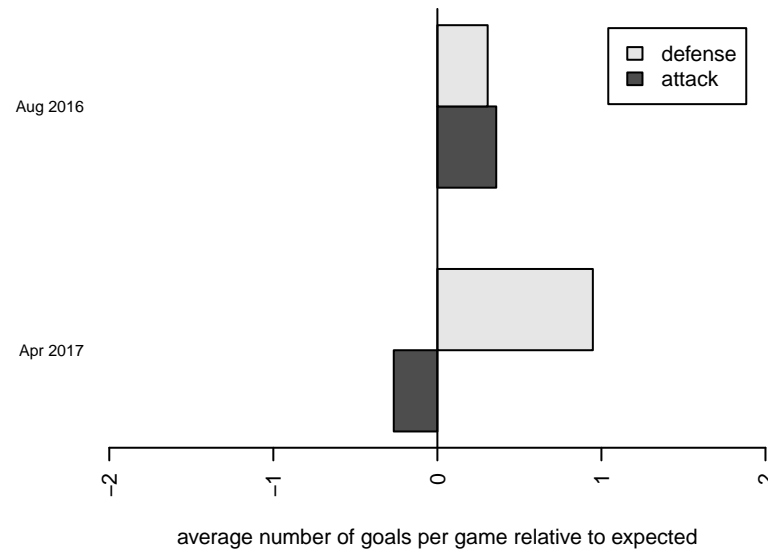
**attack and defense rating
relative to others at age
and all opponents in last 13 months**



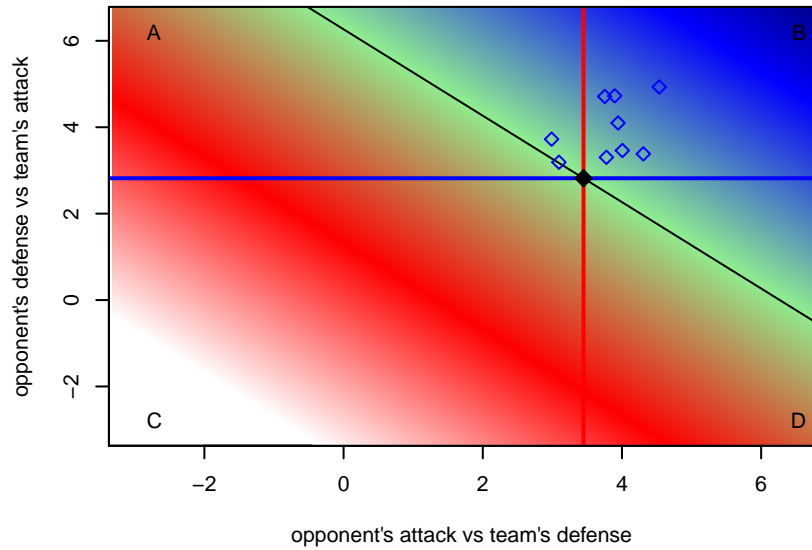
Performance relative to 13 month average



Performance relative to 13 month average



Distribution of opponents
 Red = Lose zone, Blue = Win zone, Green = Even
 Black line separates win/lose zones



lot. A=Neither has attack advantage, B=Opponent has both attack and defense advantage, C=Opponent has both attack and defense disadvantage, D=Both have

date	home		away		venue	pred.home	pred.away
2017-04-08	Beach FC Academy G02	1	CDA Slammers SC EGSL Whittier G02	0	2016 FWRL CAS G02	2.13	0.27
2017-04-02	Legends FC Academy G02	2	CDA Slammers SC EGSL Whittier G02	0	2016 FWRL CAS G02	2.88	0.23
2017-04-01	Legends FC Academy II G02	1	CDA Slammers SC EGSL Whittier G02	0	2016 FWRL CAS G02	1.84	0.30
2016-12-04	LA Galaxy SB Elite G02	3	CDA Slammers SC EGSL Whittier G02	0	2016 FWRL CAS G02	2.11	0.87
2016-12-03	CDA Slammers SC EGSL Whittier G02	1	FRAM Hoffman G02	5	2016 FWRL CAS G02	0.77	1.82
2016-08-28	CDA Slammers SC EGSL Whittier G02	1	Albion SC Academy G02	2	2016 FWRL CAS G02	0.71	2.22
2016-08-27	CDA Slammers SC EGSL Whittier G02	1	LA Galaxy SD Elite G02	1	2016 FWRL CAS G02	0.39	1.59
2016-08-21	CDA Slammers SC EGSL Whittier G02	2	Fullerton Rangers White G02	0	2016 FWRL CAS G02	1.03	0.82
2016-08-20	Beach FC SB G02	1	CDA Slammers SC EGSL Whittier G02	0	2016 FWRL CAS G02	0.60	0.44